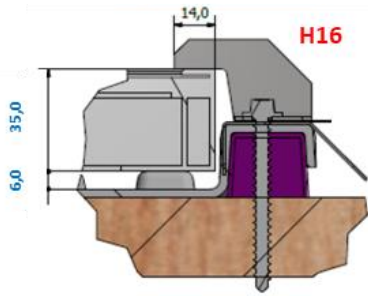
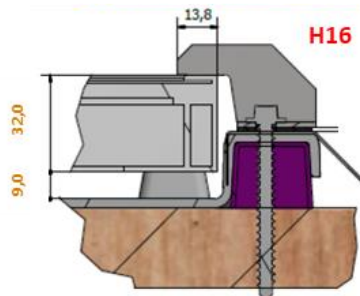


GSE In-Roof – Systemontwikkeling

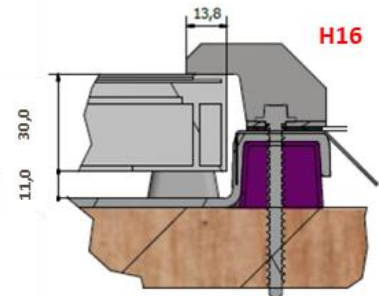
System 2012



System 2012 - P33



System 2020



	Ref.	Zonnepanelen afmetingen				Klemmen															Compatibiliteit met dubbele junctionbox										
		Hoogte			Breedte		Zonnepanelen dikte (mm)																								
		Min. getolereerd	Min. geadviseerd	Max.	Min. geadviseerd	Max.	30	31	32	33	34	35	36	37	38	39	40	41	42	43		44	45	46	47	48	49	50			
PORTRAIT	Versie 2012	1580_808	1500	1540	1680	803	808										H16	H19	H21	H23	H26	H27			H31	NEEN					
		1575_1046	1495	1535	1675	1041	1046										H16	H19	H21	H23	H26	H27			H31	NEEN					
		1575_1053	1495	1535	1675	1048	1053										H16	H19	H21	H23	H26	H27			H31	NEEN					
		1575_1082	1495	1535	1675	1077	1082										H16	H19	H21	H23	H26	H27			H31	NEEN					
		1640_992	1560	1600	1740	987	992										H16	H19	H21	H23	H26	H27			H31	NEEN					
		1640_1001	1560	1600	1740	996	1001										H16	H19	H21	H23	H26	H27			H31	NEEN					
		1640_1001_33	1560	1600	1740	996	1001				H16			H19	H21		H23		H26		H27				H31		NEEN				
		1686-1700_1016	1605	1645	1755	1011	1016										H16		H19		H21		H23		H26		H27		H31		NEEN
		Versie 2020	1710_995	1630	1670	1780	990	995	H16		H19		H21		H23		H26		H27							H31			JA		
		1710_1000	1630	1670	1780	995	1000	H16		H19		H21		H23		H26		H27								H31			JA		
		1710_1005	1630	1670	1780	1000	1005	H16		H19		H21		H23		H26		H27								H31			JA		
		1710_1010	1630	1670	1780	1005	1010	H16		H19		H21		H23		H26		H27								H31			JA		
		1710_1020	1630	1670	1780	1015	1020	H16		H19		H21		H23		H26		H27								H31			JA		
	1710_1025	1630	1670	1780	1020	1025	H16		H19		H21		H23		H26		H27								H31			JA			
	1710_1030	1630	1670	1780	1025	1030	H16		H19		H21		H23		H26		H27								H31			JA			
	1710_1040	1630	1670	1780	1035	1040	H16		H19		H21		H23		H26		H27								H31			JA			
	1710_1045	1630	1670	1780	1040	1045	H16		H19		H21		H23		H26		H27								H31			JA			
	1710_1050	1630	1670	1780	1045	1050	H16		H19		H21		H23		H26		H27								H31			JA			
	1710_1055	1630	1670	1780	1050	1055	H16		H19		H21		H23		H26		H27								H31			JA			
LANDSCAPE	Versie 2012	1559_1082	1002	1042	1182	1554	1559										H16	H19	H21	H23	H26	H27			H31	NEEN					
		1575_1082	1002	1042	1182	1570	1575										H16	H19	H21	H23	H26	H27			H31	NEEN					
		1580_808	728	768	908	1575	1580										H16	H19	H21	H23	H26	H27			H31	NEEN					
		1640_992	912	952	1092	1635	1640										H16	H19	H21	H23	H26	H27			H31	NEEN					
		1650_992	912	952	1092	1645	1650										H16	H19	H21	H23	H26	H27			H31	NEEN					
		1660_992	912	952	1092	1655	1660										H16	H19	H21	H23	H26	H27			H31	NEEN					
		1670_992	912	952	1092	1665	1670										H16	H19	H21	H23	H26	H27			H31	NEEN					
		1675_992_33	912	952	1092	1670	1675				H16			H19	H21		H23		H26		H27				H31		NEEN				
		1680_992	912	952	1092	1675	1680										H16	H19	H21	H23	H26	H27			H31	NEEN					
		1686_1016	912	952	1092	1681	1686										H16	H19	H21	H23	H26	H27			H31	NEEN					
		1700_1016	912	952	1092	1695	1700										H16	H19	H21	H23	H26	H27			H31	NEEN					
		Versie 2020	1665_1020	940	980	1120	1660	1665	H16		H19		H21		H23		H26		H27							H31			JA		
		1675_1020	940	980	1120	1670	1675	H16		H19		H21		H23		H26		H27								H31			JA		
	1680_1020	940	980	1120	1675	1680	H16		H19		H21		H23		H26		H27								H31			JA			
	1685_1020	940	980	1120	1680	1685	H16		H19		H21		H23		H26		H27								H31			JA			
	1690_1020	940	980	1120	1685	1690	H16		H19		H21		H23		H26		H27								H31			JA			
	1695_1020	940	980	1120	1690	1695	H16		H19		H21		H23		H26		H27								H31			JA			
	1700_1020	940	980	1120	1695	1700	H16		H19		H21		H23		H26		H27								H31			JA			
	1705_1020	940	980	1120	1700	1705	H16		H19		H21		H23		H26		H27								H31			JA			
	1720_1020	940	980	1120	1715	1720	H16		H19		H21		H23		H26		H27								H31			JA			
	1740_1020	940	980	1120	1735	1740	H16		H19		H21		H23		H26		H27								H31			JA			